

600 X  
1200 MM

SLEEK SHINE OR  
SOFT GLOW

**MATT**  
**CARVING** DECOR



**GLOSSY** DECOR




# ABOUT US

Welcome to Lexira Surfaces where every tile is produced with an unwavering commitment to quality. The company proudly manufactures premium tiles under the HiTech Machinery, achieving an Large impressive production capacity. At LEXIRA, innovation, creativity, and design are not just ideals but the driving forces behind every product. These values continue to shape the brand's identity, ensuring that every tile reflects excellence in craftsmanship and aesthetics. The company's relentless pursuit of innovation, paired with a passion for cutting-edge designs, defines the essence of LEXIRA SURFACES.

The journey of L Group, which began in 2007 as a startup, has now evolved into a powerhouse in the tile industry. From the very beginning, the company has upheld its core principles: producing top-tier quality products with precision, crafting timeless and elegant designs, and delivering exceptional customer service. Today, LEXIRA stands as a trusted name in tile manufacturing, recognized for its commitment to quality, design, and innovation.



[www.lexirasurfaces.com](http://www.lexirasurfaces.com)



At LEXIRA SURFACES, where cutting-edge technology meets world-class craftsmanship. Our state-of-the-art production line is equipped with the finest machinery and automation, ensuring precision and excellence in every tile we produce. With a seamless blend of innovation and efficiency, our factory showcases a highly advanced manufacturing setup, delivering unmatched quality and consistency.

Factory Area  
**850K**  
Sq. Ft.

Production Capacity  
**341K**  
Sq. Ft. / Day

Experience  
**25+**  
Years

Dealer Network  
**1000+**  
World Wide



## DESIGNED TO LAST, CRAFTED TO IMPRESS

---



### THE ART OF FINE FLOORING

Transform your space with the exquisite balance of matte and glossy tiles, each offering a distinct yet complementary aesthetic. Matte tiles bring a soft, understated elegance, ideal for creating warm, sophisticated interiors with a modern touch. In contrast, glossy tiles add a radiant shine, reflecting light beautifully to create a sense of openness and luxury. Whether you prefer the velvety allure of matte or the bold brilliance of gloss, our tiles are designed to elevate any setting with timeless charm. Crafted for durability and style, they bring versatility, elegance, and character to your home or commercial space. Choose your perfect finish and redefine your interiors with a statement of luxury.

### LUXURY UNDERFOOT, PERFECTION ALL AROUND

---

Enhance your space with the timeless charm of matte and glossy tiles. Matte tiles offer a soft, modern appeal, while glossy tiles add a radiant shine for a luxurious touch. Whether you seek subtle sophistication or bold brilliance, our tiles bring style, versatility, and lasting beauty to any setting.



**GLOSSY** DECOR


## THE PERFECT BLEND OF FORM AND FUNCTION

A WORLD OF TEXTURES, A UNIVERSE OF STYLE

Every space tells a story, and with matte and glossy tiles, you can craft one that speaks of elegance, sophistication, and timeless appeal. Matte tiles offer a soft, refined touch, absorbing light to create a serene and understated ambiance. They are perfect for modern, minimalist interiors, where subtle textures enhance depth and warmth. On the other hand, glossy tiles bring life to a space with their radiant shine, reflecting light beautifully to create a sense of openness, grandeur, and luxury.

**600X  
1200MM**

Whether you prefer the velvety sophistication of matte or the bold brilliance of gloss, our tiles seamlessly blend durability with design. Ideal for homes, commercial spaces, and statement interiors, they provide versatility, effortless maintenance, and an everlasting charm. Let your creativity shine—combine matte for depth and gloss for vibrancy, crafting a space that is uniquely yours. Because when style meets substance, every tile becomes a masterpiece.





# MATTE OR GLOSSY, A STATEMENT OF LUXURY

SHINE BRIGHT, STAY STRONG

Experience the perfect fusion of style and durability with our matte and glossy tiles, designed to elevate any space with elegance and resilience. Whether you choose the soft sophistication of matte or the radiant shine of gloss, each tile is built to withstand the test of time. Crafted with scratch resistance, they maintain their flawless finish even in high-traffic areas. Their fire and frost resistance ensures safety and reliability in any climate, while the liquid-repellent and stain-resistant surface makes cleaning effortless. Engineered for UV resistance, these tiles retain their vibrant beauty even under direct sunlight, and with impact resistance, they remain strong against daily wear and tear. Combining luxury, durability, and functionality, our matte and glossy tiles offer the perfect solution for homes and commercial spaces alike, ensuring that every surface is as stunning as it is strong.

## PRODUCTS FEATURES



Scratch  
Resistant



Fire  
Resistant



Liquid  
Repellent



Frost  
Resistant



Stain  
Resistant



Resistant To  
UV Rays



Impact  
Resistant



# STYLE THAT STAYS, QUALITY THAT LASTS

TOUGHER THAN TIME, SLEEKER THAN EVER

Enhance your space with the perfect combination of matte and glossy tiles, where aesthetics meet strength. Whether you prefer the soft, sophisticated appeal of matte or the brilliant shine of gloss, our tiles are designed for lasting beauty and performance. Built to withstand daily wear, they are scratch-resistant, ensuring a pristine surface even in high-traffic areas. Their fire and frost resistance provides safety in extreme conditions, while the liquid-repellent and stain-resistant properties make maintenance effortless. With UV resistance, the colors remain vibrant, and the impact-resistant design adds durability to every tile. Perfect for homes and commercial spaces, our tiles bring style, strength, and effortless upkeep, making them a premium choice for any interior.

## APPLICATION AREAS



Interiors



Public Street



Driveways



Dinner Café



Wellness



Bathroom  
Area



Offices

[www.lexirasurfaces.com](http://www.lexirasurfaces.com)

**MATT  
CARVING** DECOR

**GLOSSY** DECOR

ELEVATE YOUR SPACE  
WITH TIMELESS TILES

**LEXIRA**  
SURFACES LLP

**MATT  
CARVING** DECOR

[www.lexirasurfaces.com](http://www.lexirasurfaces.com)

# index

## INTERACTIVE GUIDE



Please Click  
the corresponding tiles  
to view specific tile details.



ANTIGLARE  
SEND HL1



ARCANA  
MINT-HL1



CR-  
5010-HL



CR-  
5013-HL



CR-  
5055-HL



CRESTOLA  
BIANCO\_HL



DIXON  
CREMA\_HL



DYNA FOG  
BEIGE\_HL



FENTY GOLD  
ONYX\_HL




GREITTA  
GOLD\_HL



CR-  
5069\_HL



CR-  
5070-HL



CR-  
5071\_HL



OXYDE  
BRONZO-HL



SILESTONE  
BIANCA-HL



LAPIS  
CREMA\_HL



LUSTROUS\_HL



MARS  
STATUARIO\_HL



MARTIC  
BEIGE\_HL



MISTO ONYX  
NATURAL\_HL



ALBENA  
GREY\_HL



ALLORE  
CALACATTA\_HL



ANTIGO  
BIANCO\_HL



CARLOSE  
CREMA\_HL



CASA  
GOLD\_HL



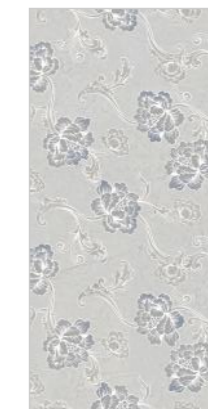
MOON  
CARARA\_HL



ROMA  
IVORY\_HL



ROVA  
NATURAL\_HL



SIRENUM  
GREY\_HL



TRIXXON  
FERN\_HL

# index



ZEBRONIC  
STATUARIO\_HL



ARENISCA  
BEIGE\_HL



ARCTIC BEIGE\_HL



ASTRA  
BEIGE\_HL



CEMENTO  
GREEN\_HL



SOFT  
WHITE\_HL




VERITEX  
BEIGE\_HL



ZAMBIA  
NATURAL\_HL



DENVER  
GREY\_HL



EDWIN  
BLACK\_HL



EN-MARLIN  
GREY\_HL



EN-MOSCATO  
GREY\_HL



EN-SMOKEY  
CREMA\_HL



LEMONY  
BEIGE\_HL



LEWIS  
CREMA\_HL



LOGAS  
BLACK\_HL



MOZILLA  
BEIGE\_HL



CASA  
GOLD\_HL

## INTERACTIVE GUIDE



Please Click  
the corresponding tiles  
to view specific tile details.

NEW!



## ANTIGLARE SEND-HL



Size :  
**600x1200MM**

Thickness :  
**9MM**

Finish :  
**MATT**



NEW!




**ARCANA  
MINT-HL**



Size :  
**600x1200MM**

Thickness :  
**9MM**

Finish :  
**MATT**



**MATT  
CARVING** DECOR

NEW!




CR-  
5010-HL




Size :  
**600x1200MM**

Thickness :  
**9MM**

Finish :  
**MATT**



NEW!




CR-  
5013-HL



Size :  
**600x1200MM**

Thickness :  
**9MM**

Finish :  
**MATT**





CR-  
5013-HL

NEW!




CR-  
5055-HL




Size :  
**600x1200MM**

Thickness :  
**9MM**

Finish :  
**MATT**



NEW!




CR-  
5069 HL



Size :  
**600x1200MM**

Thickness :  
**9MM**

Finish :  
**MATT**



NEW!




CR-  
5070-HL



Size :  
**600x1200MM**

Thickness :  
**9MM**

Finish :  
**MATT**



**MATT  
CARVING** DECOR

NEW!




CR-  
5071 HL



Size :  
**600x1200MM**

Thickness :  
**9MM**

Finish :  
**MATT**





CR-  
5071 HL

NEW!




**OXYDE  
BRONZO-HL**



Size :  
**600x1200MM**

Thickness :  
**9MM**

Finish :  
**MATT**



NEW!




## SILESTONE BIANCA-HL



Size :  
**600x1200MM**

Thickness :  
**9MM**

Finish :  
**MATT**





SILESTONE  
BIANCA-HL








**CARLOSE  
CREMA-HL**



Size :  
**600x1200MM**

Thickness :  
**9MM**

Finish :  
**GLOSSY**





CARLOSE  
CREMA






**CRESTOLA  
BIANCO-HL**



Size :  
**600x1200MM**

Thickness :  
**9MM**

Finish :  
**GLOSSY**





**DIXON  
CREMA-HL**



Size :  
**600x1200MM**

Thickness :  
**9MM**

Finish :  
**GLOSSY**






**DYNA FOG**  
**BEIGE-HL**




Size :  
**600x1200MM**

Thickness :  
**9MM**

Finish :  
**GLOSSY**





DYNA FOG  
BEIGE




**FENTY GOLD  
ONYX-HL**



Size :  
**600x1200MM**

Thickness :  
**9MM**

Finish :  
**GLOSSY**








**LAPIS  
CREMA-HL**



Size :  
**600x1200MM**

Thickness :  
**9MM**


Finish :  
**GLOSSY**







LUSTROUS




**MARS**  
**STATUARIO-HL**





Size :  
**600x1200MM**

Thickness :  
**9MM**

Finish :  
**GLOSSY**






**MARTIC  
BEIGE-HL**



Size :  
**600x1200MM**

Thickness :  
**9MM**

Finish :  
**GLOSSY**






**MOON  
CARARA-HL**



Size :  
**600x1200MM**

Thickness :  
**9MM**

Finish :  
**GLOSSY**





MOON  
CARARA


ROMA  
IVORY-HL



Size :  
**600x1200MM**

Thickness :  
**9MM**

Finish :  
**GLOSSY**






**ROVA  
NATURAL-HL**





Size :  
**600x1200MM**

Thickness :  
**9MM**

Finish :  
**GLOSSY**





**SIRENUM  
GREY-HL 1**




**SIRENUM  
GREY-HL 2**



Size :  
**600x1200MM**

Thickness :  
**9MM**

Finish :  
**GLOSSY**





**TRIXXON  
FERN-HL**



Size :  
**600x1200MM**

Thickness :  
**9MM**

Finish :  
**GLOSSY**







**ZEBRONIC  
STATUARIO**


**ARENISCA  
BEIGE-HL**




Size :  
**600x1200MM**

Thickness :  
**9MM**

Finish :  
**MATT**





**ARCTIC  
BEIGE-HL**



Size :  
**600x1200MM**

Thickness :  
**9MM**

Finish :  
**MATT**






**ASTRA  
BEIGE-HL**



Size :  
**600x1200MM**

Thickness :  
**9MM**

Finish :  
**MATT**






**CEMENTO  
GREEN-HL**



Size :  
**600x1200MM**

Thickness :  
**9MM**

Finish :  
**MATT**





CEMENTO  
GREEN


**DENVER  
GREY-HL**





Size :  
**600x1200MM**

Thickness :  
**9MM**

Finish :  
**MATT**






**EDWIN  
BLACK-HL**




Size :  
**600x1200MM**

Thickness :  
**9MM**

Finish :  
**MATT**



**EN-MARLIN  
GREY-HL**




Size :  
**600x1200MM**

Thickness :  
**9MM**

Finish :  
**MATT**






**EN-MOSCATO  
GREY-HL**



Size :  
**600x1200MM**

Thickness :  
**9MM**

Finish :  
**MATT**





EN-MOSCATO  
GREY




**EN-SMOKEY  
CREMA-HL**



Size :  
**600x1200MM**

Thickness :  
**9MM**

Finish :  
**MATT**




**LEMONY  
BEIGE-HL**



Size :  
**600x1200MM**

Thickness :  
**9MM**

Finish :  
**MATT**






**LEWIS  
CREMA-HL**





Size :  
**600x1200MM**

Thickness :  
**9MM**

Finish :  
**MATT**






**LOGAS  
BLACK-HL**



Size :  
**600x1200MM**


Thickness :  
**9MM**

Finish :  
**MATT**





LOGAS  
BLACK



**MOZILLA  
BEIGE-HL 1**




**MOZILLA  
BEIGE-HL 2**



Size :  
**600x1200MM**

Thickness :  
**9MM**

Finish :  
**MATT**






**ROYAL  
SWISS-HL**





Size :  
**600x1200MM**

Thickness :  
**9MM**

Finish :  
**MATT**






**SOFT  
WHITE-HL**




Size :  
**600x1200MM**

Thickness :  
**9MM**

Finish :  
**MATT**





**VERITEX  
BEIGE-HL**



Size :  
**600x1200MM**

Thickness :  
**9MM**

Finish :  
**MATT**





VERITEX  
BEIGE


**ZAMBIA  
NATURAL-HL**



Size :  
**600x1200MM**

Thickness :  
**9MM**

Finish :  
**MATT**



**Domestic :**

☎ +91 95868 25000

✉ Sales@lexirasurfaces.com

---

**Export :**

☎ +91 99786 62000

✉ Export@lexirasurfaces.com

---

**LEXIRA SURFACES LLP**

Survey No. 267P3, 268 and 269, Near Rangpar Village,  
Jetpar-Pipali Road, Morbi - 363 630 [Guj.] INDIA.

| [www.lexirasurfaces.com](http://www.lexirasurfaces.com)